

Leopard DI550 S5 SURFACE DRILLS

Technical specification

Leopard DI550 is a diesel powered, self-contained crawler mounted drilling rig designed for DTH blasthole drilling in the mining, quarry and construction industries. The drill is equipped with an operator's cabin, fixed boom, dry dust collector and drill pipe changer. The design and the lay-out are according to latest state-of-art.

KEY FEATURES

Hole diameter:	90 - 165 mm (3½" - 6 ½")
Drill pipes:	76, 89, 102 and 114 mm (3", 3½", 4" and 4½")
DTH-Hammer	4", 5" and 6"
Engine output:	328 kW (TIER 4F/EU Stage V)
Air delivery	24,4 m ³ /min at 24 bar (862 cfm at 348 psi)
Production capacity:	1,85 Mt/a, one shift
Total weight :	24 050 kg





ROTARY HEAD

Rotary head	HTRH6
Drill pipes	76, 89, 102, 114 mm / 3", 3½", 4", 4½"
Operating pressure	180 bar
Rotation speed	0..80 rpm
Maximum rotation torque	4300 Nm
Hammer lubrication	Air / oil mist
Flushing	Air
Weight	478 kg

FEED

Feed type	Chain feed
Total length	10050 mm
Rotary head travel	5990 mm
Length of tubes	5000 mm
Hose reel	Standard
Feed extension travel	1200 mm
Feed/pull out force	32 kN
Feed swing	-30/+95°
Feed tilt	-35/+93°

PIPE CHANGER

Pipe changer type	Carousel
Storage capacity	7+1 (76 to 102 mm pipes) 5+1 (114 mm drill pipe)
Pipe length	5000 mm
Max. hole depth	40 m *

BOOM

Boom type	Fixed
Boom extension	500 mm (Optional)
Boom reach	3,6 m
Boom swing	0/+20°
Collaring height	+ 0,5 / -3,8 m
Horizontal holes	To the right

CABIN

Cabin type	HVC550
Certificates	FOPS and ROPS
Noise level in the cabin	<80 dB (A)
Air conditioning	Standard *
Pressurization	Standard
Seat	Ergonomic, adjustable
Vibration dampening	Standard
Windows	Safety laminated, tinted

* A/C system contains fluorinated greenhouse gases HFC-134a

POWERPACK

Engine type	Caterpillar C13 (TIER 4F/EU Stage V))
DEF tank	AdBlue 42 l
Number of cylinders	6
Engine output	328 kW / 1800 rpm
Transmission type	Direct
Screw compressor type	GHH CF 1000H
Air filters	2 pcs, dry type
Fuel tank	930 litres

HYDRAULIC SYSTEM

Filtration rate	10 micron
Cooling capacity	Up to +55°C ambient
Hydraulic oil tank	350 l
Shank lubrication device	SLU 50

CONTROL SYSTEM

Control system type	PLC controlled proportional electro- hydraulics
Tramming/boom/ drilling control	PLC controlled
User interface	Electro proportional joysticks and screen
Antijamming system	Standard
Collaring control	Automatic
Voltage	24 VDC

DUST COLLECTOR

Dust collector type	X-150
Capacity/vacuum	51 m3/min at 500 mm WG
Filter elements/material	4 pcs / fiber
Total filter surface	16 m2
Primary cyclone	Standard
Movable suction head	Standard

CARRIER

Track type	FL 6
Grouser plate width	400 mm
Ground contact length	2450 mm
Ground pressure	1.2...1.3 kg/cm2
Ground clearance	360 mm
Oscillation angles	+/- 10°
Tramming force	140 kN
Max. tramming speed	1.6 / 3.2 km/h



STANDARD COMPONENTS

Rotary head HTRH6
Chain feed, with hose reel
Safety cage for feed
Pipe changer, carousel type
Fixed boom
Cabin HVC550
Carrier, track mounted
Guides for grousers
Powerpack, diesel driven, hydraulic pumps and onboard compressor
Dust collector X-150
Hydraulic system, load sensing
Control system
Working lights, 11 pcs, 3 pcs in engine compartment
1 pc Operator's manual (paper copy)

THE JAWS FOR DRILL STEELS

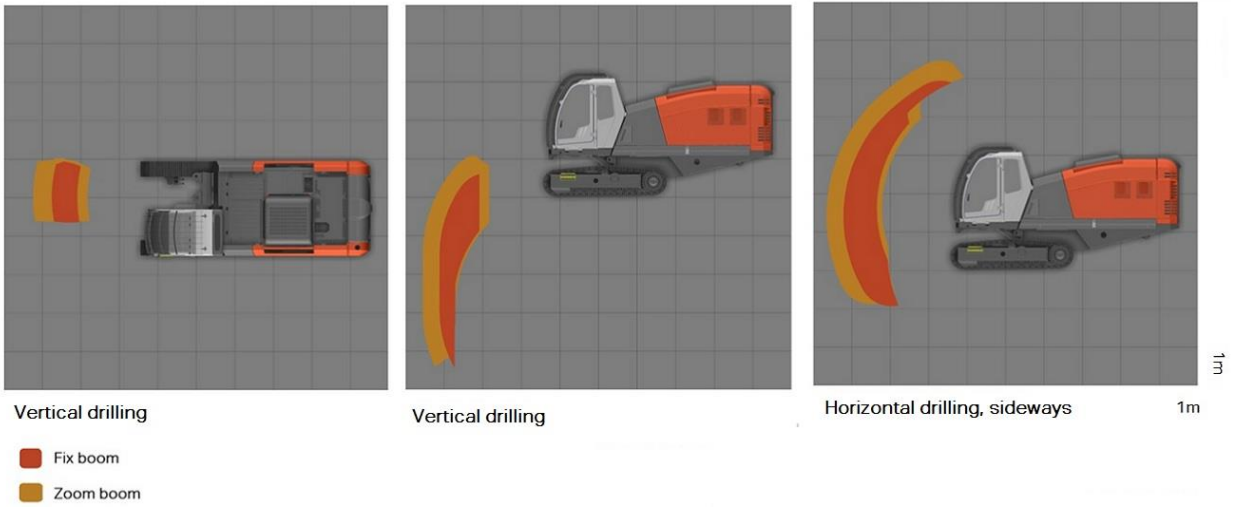
DRILL STEEL TYPE	DRILL STEEL DIAMETER	RECOMMENDED HOLE DIAMETER
Pipes	76/89 mm	89 - 127 mm 3½" - 5"
Pipes	102/114mm	114 - 165 mm 4½" - 6 ½"

SELECTION OF OPTIONS

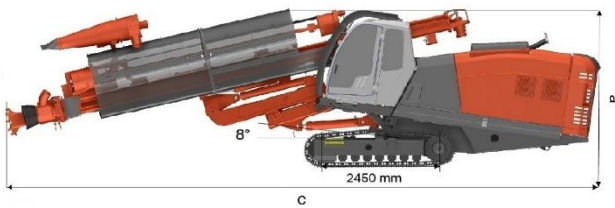
Alternative seat with 3-point seat belt and air cushioning*
Radio, CD/USB MP3/WMA, DAB/DAB+/DMB, Bluetooth®
Reversing camera
Rock shield for lights and lower part of the window
Roller blinds for cabin windows
Vacuum cleaner for cabin
Driller's Notes - MWD Data Collection for TIM3D
Driller's Office planning software
My Sandvik Insight
My Sandvik Wireless Drill Plan Transfer (Productivity)
GPS aiming device for TIM and TIMi inclined holes
TIM 5200 for vertical holes
TIM 5300 for vertical holes and depth measuring
TIM 5600 for vertical and horizontal holes and depth measuring
TIM 6300 for inclined holes and depth measuring
TIM 6500 for inclined holes, depth measuring and laser level
TIMi for inclined holes with touchscreen and TIM3D readiness
TIM3D drill navigation system (Trimble)
TIM3D drill navigation system (Leica)
DTH hammer service tool (requires radio remote control option)
Horizontal drilling kit
Pipe winch (requires radio remote control option)
Thread greasing
Telescopic boom*
Anti-freeze system for thread greasing
Central lubrication system Sandvik
Central lubrication system Lincoln
Electric fuel filling pump
Electric hydraulic oil filling pump
Electric water filling pump
Fast fill connection for engine coolant, hydraulic and engine oils
Fast fill connection for fuel, Wiggins
Fire suppression, Ansul, automatic
Fire suppression, Ansul, manual triggering
Hand-held LED working light with battery
Hydraulic rear ground support
Remote Screen Interface for TIMi and TIM3D
Manual compressor oil filling pump
Pressure washer (with water injection option only)
Radio remote control for carrier and pipe winch and hammer service tool
Single bar grouser plates*
Towing hook
Led lights, 9 pcs*
Disengagement clutch for compressor, manual
Ether starting aid for engine without ether bottle
Fuel powered engine heater, extra large
Fuel powered engine heater, large
Jump start device (high current el. socket)
Water injection system
Extra bit basket
*replaces standard component



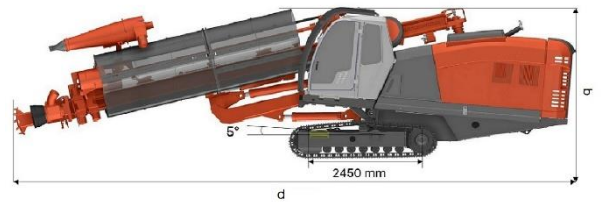
Coverage area and dimensions



Zoom boom




Fix boom



DIMENSIONS

Weight	24 050 kg
Width	2.49 m
Height	3.37 m/3.29 m
Total length	c/d, 12.6 m/12.1 m



Sandvik Mining and Rock Solutions reserves the right to make changes to the information on this data sheet without prior notification to users. Please contact a Sandvik representative for clarification on specifications and options.