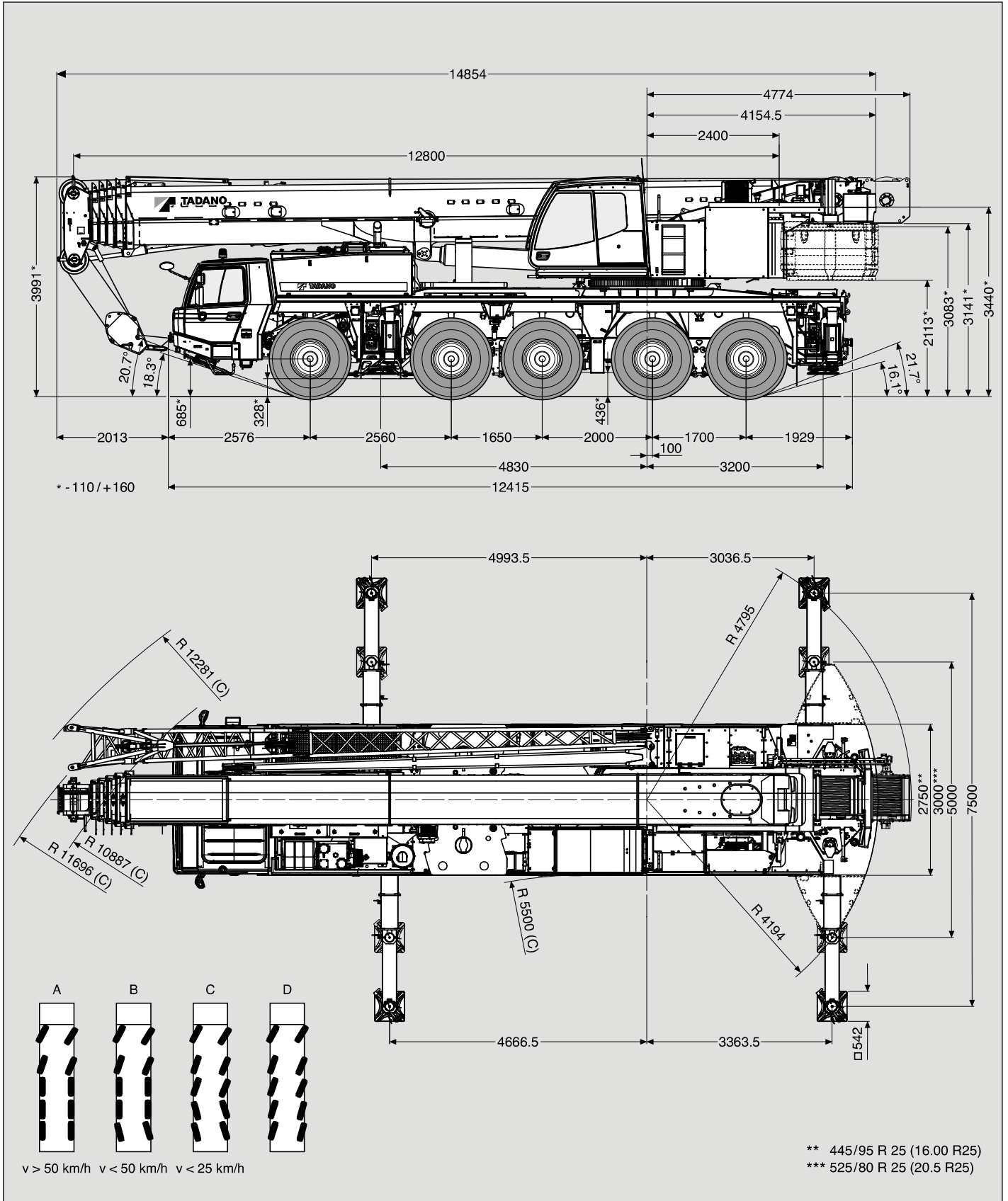


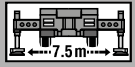
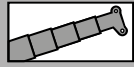
Maße (mm)
 Dimensions (mm)
 Dimensiones (mm)

445/95 R 25
 (16.00 R 25)

DIN/ISO/EN

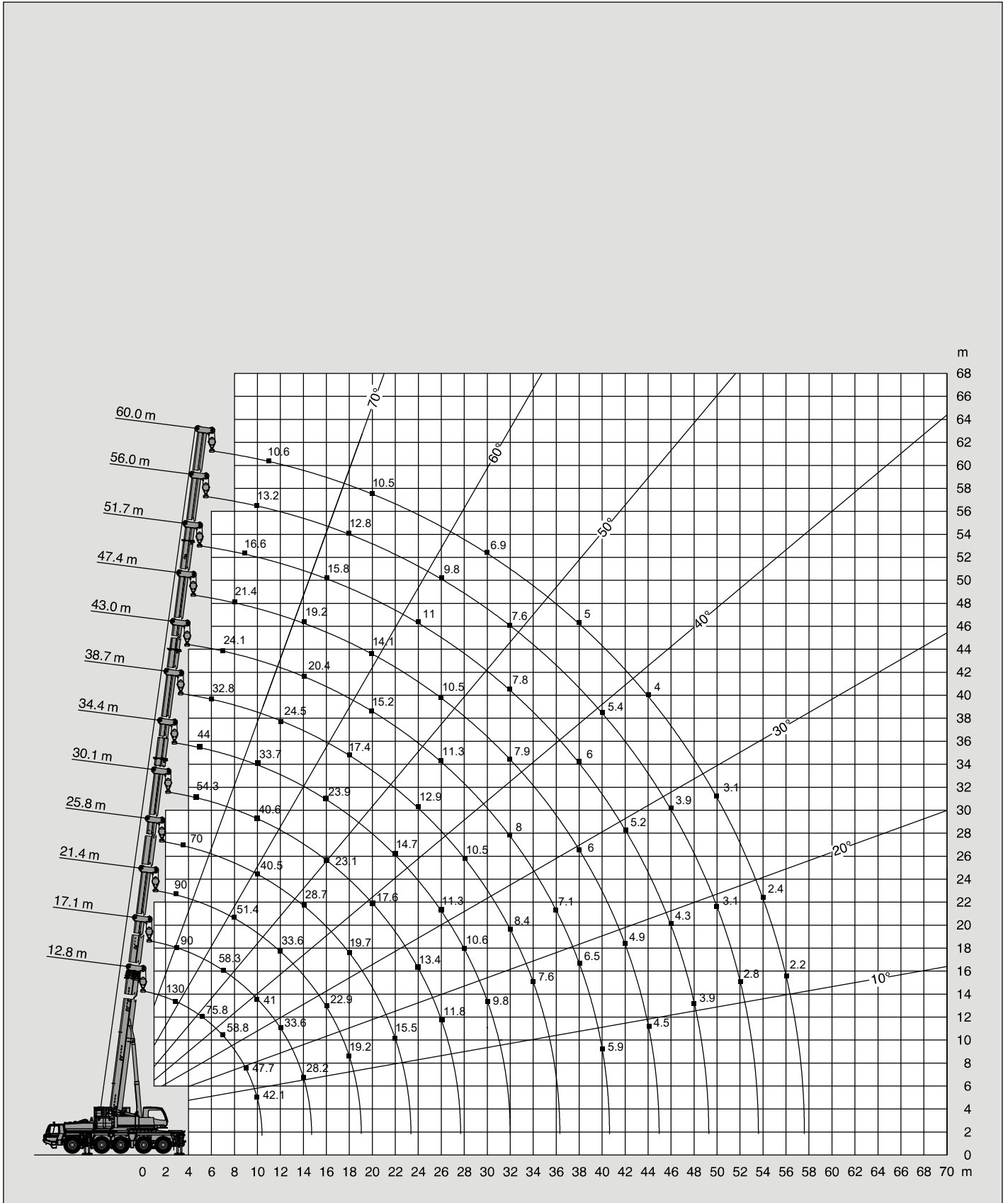


Hubhöhen
Lifting heights
Hauteurs de levage
Alturas de elevación




42.3t

DIN/ISO/EN



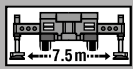
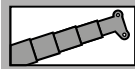


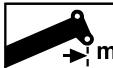
 m	12.8 m*	12.8 m	17.1 m	21.4 m	25.8 m	30.1 m	34.4 m	38.7 m	43.0 m	47.4 m	51.7 m	56.0 m	60.0 m
2.7	130.0**												
3.0	111.2**	104.7**	90.0	90.0									
3.5	99.7	95.7	90.0	90.0	70.0								
4.0	91.4	88.1	88.0	87.6	70.0								
4.5	83.3	81.5	81.4	81.0	70.0	54.3							
5.0	75.8	75.8	75.7	75.3	70.0	51.3	44.0						
6.0	66.3	66.2	66.1	65.6	66.0	50.0	42.3	32.8					
7.0	58.8	58.1	58.3	57.5	58.1	49.3	38.4	32.8	27.1				
8.0	52.7	51.2	51.6	51.4	51.1	46.0	38.0	32.8	27.1	21.4			
9.0	47.7	45.4	45.8	45.8	45.3	43.1	35.8	30.3	27.1	21.4	16.6		
10.0	42.1	40.6	41.0	41.0	40.5	40.6	33.7	28.1	26.5	21.4	16.6	13.2	
11.0			37.0	37.0	36.5	37.2	31.8	26.2	24.7	21.4	16.6	13.2	10.6
12.0			33.6	33.6	33.5	33.8	30.1	24.5	23.1	21.3	16.6	13.2	10.6
14.0			28.2	28.1	28.7	28.3	27.2	21.6	20.4	19.2	16.6	13.2	10.6
16.0				22.9	23.5	23.1	23.9	19.3	18.2	17.4	15.8	13.2	10.6
18.0				19.2	19.7	20.6	20.0	17.4	16.7	15.7	14.5	12.8	10.6
20.0					17.4	17.6	17.0	15.8	15.2	14.1	13.5	12.0	10.5
22.0					15.5	15.3	14.7	14.1	13.9	12.7	12.2	11.2	9.7
24.0						13.4	12.8	12.9	12.7	11.5	11.0	10.4	9.0
26.0						11.8	11.3	11.8	11.3	10.5	10.0	9.8	8.2
28.0							10.6	10.5	10.0	9.6	9.2	9.0	7.5
30.0								9.8	9.4	8.8	8.6	8.4	6.9
32.0									8.4	8.0	7.9	7.8	6.3
34.0									7.6	7.5	7.4	7.1	5.8
36.0										7.1	6.7	6.5	5.4
38.0										6.5	6.0	6.1	5.0
40.0										5.9	5.4	5.7	4.6
42.0											4.9	5.2	4.3
44.0											4.5	4.8	4.0
46.0												4.3	3.8
48.0												3.9	3.4
50.0													3.1
52.0													2.8
54.0													2.4
56.0													2.2

* Nach hinten / * Over rear / * A l'arrière / * Sobre la parte trasera

** Mit Zusatzhubausrüstung / ** With additional lifting equipment / ** Avec équipement supplémentaire / ** Con equipo adicional

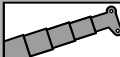



Tragfähigkeiten
Lifting capacities
Capacités de levage
Capacidades de elevación

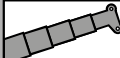
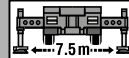



31.7t
DIN/ISO/EN

 m	12.8 m*	12.8 m	17.1 m	21.4 m	25.8 m	30.1 m	34.4 m	38.7 m	43.0 m	47.4 m	51.7 m	56.0 m	60.0 m
2.7	130.0**												
3.0	108.3**	103.8**	90.0	90.0									
3.5	98.1	94.8	90.0	90.0	70.0								
4.0	89.2	87.3	87.2	86.8	70.0								
4.5	82.0	80.8	80.6	80.3	70.0	54.3							
5.0	75.1	74.9	74.8	74.3	70.0	51.3	44.0						
6.0	65.7	64.5	64.4	63.8	64.5	50.0	42.3	32.8					
7.0	58.3	55.7	56.0	55.8	55.6	49.3	38.4	32.8	27.1				
8.0	52.2	48.7	49.0	49.1	48.6	46.0	38.0	32.8	27.1	21.4			
9.0	46.9	43.1	43.4	43.5	42.9	43.1	35.8	30.3	27.1	21.4	16.6		
10.0	39.4	38.5	38.7	38.8	38.3	39.0	33.7	28.1	26.5	21.4	16.6	13.2	
11.0			34.1	34.1	34.8	34.4	31.8	26.2	24.7	21.4	16.6	13.2	10.6
12.0			29.6	29.7	30.4	29.9	30.1	24.5	23.1	21.3	16.6	13.2	10.6
14.0			23.3	23.2	23.8	24.9	24.3	21.6	20.4	19.2	16.6	13.2	10.6
16.0				19.9	20.5	20.3	19.7	19.1	18.2	17.4	15.8	13.2	10.6
18.0				17.1	17.2	17.0	16.4	15.9	16.4	15.7	14.5	12.8	10.6
20.0					14.7	14.4	13.9	14.5	13.9	13.6	13.5	12.0	10.5
22.0					12.7	12.4	12.6	12.4	11.9	11.8	11.9	11.2	9.7
24.0						10.8	11.2	10.8	10.6	10.6	10.3	10.4	9.0
26.0						9.5	9.8	9.5	9.7	9.3	9.4	9.3	8.2
28.0							8.8	8.3	8.6	8.2	8.6	8.1	7.5
30.0							7.8	7.4	7.6	7.3	7.6	7.1	6.9
32.0								6.5	6.8	6.7	6.7	6.2	6.2
34.0								5.8	6.2	6.2	5.9	5.5	5.5
36.0									5.8	5.5	5.2	4.8	4.8
38.0									5.3	4.9	4.6	4.2	4.2
40.0									4.8	4.4	4.1	3.7	3.7
42.0										4.0	3.7	3.2	3.2
44.0										3.6	3.2	2.8	2.8
46.0											2.9	2.4	2.4
48.0											2.6	2.1	2.1
50.0												1.8	1.8
52.0												1.4	1.5
54.0													1.2
56.0													1.0

* Nach hinten / * Over rear / * A l'arrière / * Sobre la parte trasera

** Mit Zusatzhubausrüstung / ** With additional lifting equipment / ** Avec équipement supplémentaire / ** Con equipo adicional

   21.7t DIN/ISO/EN													
 m	12.8 m*	12.8 m	17.1 m	21.4 m	25.8 m	30.1 m	34.4 m	38.7 m	43.0 m	47.4 m	51.7 m	56.0 m	60.0 m
2.7	120.0**												
3.0	107.0**	102.9**	90.0	90.0									
3.5	97.0	94.0	90.0	90.0	70.0								
4.0	88.5	86.5	86.4	86.0	70.0								
4.5	80.4	79.4	79.3	78.8	70.0	54.3							
5.0	74.4	72.9	72.8	72.2	70.0	51.3	44.0						
6.0	65.1	61.6	62.0	61.2	61.5	50.0	42.3	32.8					
7.0	57.7	52.9	53.3	53.4	52.8	49.3	38.4	32.8	27.1				
8.0	47.5	46.1	46.4	46.5	45.7	44.4	38.0	32.8	27.1	21.4			
9.0	38.6	38.6	39.0	39.1	39.9	38.2	35.8	30.3	27.1	21.4	16.6		
10.0	32.2	32.2	32.6	32.7	33.4	32.9	32.9	28.1	26.5	21.4	16.6	13.2	
11.0			27.8	27.8	28.6	29.8	29.1	26.2	24.7	21.4	16.6	13.2	10.6
12.0			24.2	24.5	25.9	25.9	25.2	24.3	23.1	21.3	16.6	13.2	10.6
14.0			19.7	20.4	20.5	20.3	19.7	19.1	19.6	18.7	16.6	13.2	10.6
16.0				16.6	16.7	16.4	16.0	16.5	15.9	15.5	15.5	13.2	10.6
18.0				13.8	13.8	13.6	14.0	13.7	13.2	13.5	13.1	12.8	10.6
20.0					11.7	11.5	11.8	11.5	11.8	11.3	11.6	11.3	10.5
22.0					10.4	9.7	10.1	9.7	10.0	10.3	10.0	9.5	9.5
24.0						8.2	8.6	8.2	8.9	8.8	8.5	8.0	8.0
26.0						7.1	7.9	7.3	7.9	7.6	7.3	6.8	6.8
28.0							7.1	6.8	6.9	6.6	6.3	5.8	5.8
30.0							6.3	6.1	6.0	5.7	5.4	5.0	5.0
32.0								5.4	5.3	5.0	4.7	4.2	4.2
34.0								4.7	4.7	4.3	4.0	3.6	3.6
36.0									4.1	3.8	3.5	3.0	3.0
38.0									3.6	3.3	3.0	2.6	2.6
40.0									3.2	2.9	2.6	2.1	2.1
42.0										2.5	2.2	1.7	1.7
44.0										2.2	1.8	1.4	1.4
46.0											1.6	1.1	1.1
48.0											1.3		

   12.8t DIN/ISO/EN													
 m	12.8 m*	12.8 m	17.1 m	21.4 m	25.8 m	30.1 m	34.4 m	38.7 m	43.0 m	47.4 m	51.7 m	56.0 m	60.0 m
2.7	120.0**												
3.0	106.9**	102.1**	90.0	90.0									
3.5	96.4	93.1	90.0	90.0	70.0								
4.0	87.1	84.8	84.7	84.2	70.0								
4.5	79.4	76.8	76.6	76.1	70.0	54.3							
5.0	73.8	69.8	70.2	69.2	69.8	51.3	44.0						
6.0	64.6	58.7	59.1	59.2	55.7	50.0	42.3	32.8					
7.0	49.8	49.8	50.4	49.0	46.6	43.4	38.4	32.8	27.1				
8.0	38.6	38.6	39.1	39.2	39.1	36.7	35.5	32.7	27.1	21.4			
9.0	31.1	31.1	31.6	31.7	32.5	32.6	30.2	27.9	26.7	21.4	16.6		
10.0	25.9	25.9	26.9	27.8	28.6	28.2	26.2	24.2	23.2	21.4	16.6	13.2	
11.0			23.5	24.3	24.4	24.2	22.9	21.9	21.2	19.9	16.6	13.2	10.6
12.0			20.3	21.0	21.2	20.9	20.3	20.3	18.8	18.5	16.6	13.2	10.6
14.0			15.6	16.4	16.5	16.2	16.7	16.3	15.7	15.1	14.3	13.2	10.6
16.0				13.0	13.3	12.9	13.3	12.9	13.3	13.3	12.6	11.7	10.6
18.0				10.5	11.3	10.3	11.2	10.6	11.4	11.0	10.6	9.8	9.6
20.0					9.3	8.7	9.6	9.5	9.4	9.1	8.8	8.3	8.1
22.0					7.8	7.9	8.1	7.9	7.9	7.6	7.2	6.8	6.8
24.0						6.7	6.9	6.7	6.7	6.3	6.0	5.6	5.6
26.0						5.7	5.9	5.7	5.7	5.3	5.0	4.6	4.6
28.0							5.0	4.9	4.8	4.5	4.2	3.8	3.8
30.0							4.4	4.2	4.1	3.8	3.5	3.0	3.0
32.0								3.6	3.5	3.2	2.9	2.4	2.4
34.0								3.1	3.0	2.7	2.4	1.9	1.9
36.0									2.6	2.2	1.9	1.5	1.5
38.0									2.2	1.8	1.5	1.1	1.1
40.0									1.8	1.5	1.2		
42.0										1.2	0.9		
44.0											0.9		

* Nach hinten / * Over rear / * A l'arrière / * Sobre la parte trasera

** Mit Zusatzhubausrüstung / ** With additional lifting equipment / ** Avec équipement supplémentaire / ** Con equipo adicional

Tragfähigkeiten
Lifting capacities
Capacités de levage
Capacidades de elevación



→ m	12.8 m*	12.8 m	17.1 m	21.4 m	25.8 m	30.1 m	34.4 m	38.7 m	43.0 m	47.4 m	51.7 m	56.0 m	60.0 m
2.7	120.0**												
3.0	106.9**	101.8**	90.0	90.0									
3.5	96.4	92.4	90.0	90.0	70.0								
4.0	87.0	83.6	83.5	82.9	70.0								
4.5	79.2	75.5	75.4	74.8	70.0	54.3							
5.0	73.6	68.6	69.0	67.9	66.4	51.3	44.0						
6.0	62.7	57.5	57.9	56.4	51.2	48.8	42.3	32.8					
7.0	45.5	45.5	46.1	45.0	43.1	39.6	38.0	32.8	27.1				
8.0	35.2	35.2	35.7	35.8	35.4	34.8	32.0	29.4	27.1	21.4			
9.0	28.3	28.3	28.7	29.9	31.3	29.5	27.2	25.0	23.9	21.4	16.6		
10.0	23.4	23.4	25.1	26.0	26.1	25.4	23.5	23.2	21.5	20.1	16.6	13.2	
11.0			21.3	22.1	22.3	22.0	20.6	20.5	18.9	18.6	16.6	13.2	10.6
12.0			18.4	19.2	19.3	19.0	19.5	18.1	17.1	16.6	15.5	13.2	10.6
14.0			13.8	14.6	14.8	14.5	15.0	14.6	14.4	14.3	13.5	12.5	10.6
16.0				11.5	12.3	11.3	12.5	11.8	12.4	11.8	11.1	10.3	10.0
18.0				9.2	9.9	9.7	10.2	10.1	10.0	9.7	9.3	8.5	8.3
20.0					8.2	8.2	8.4	8.3	8.2	7.9	7.6	7.1	7.0
22.0					6.8	6.9	7.0	6.9	6.8	6.5	6.2	5.7	5.7
24.0						5.8	5.9	5.8	5.7	5.4	5.1	4.6	4.6
26.0						4.9	5.0	4.8	4.8	4.5	4.2	3.7	3.7
28.0							4.2	4.1	4.0	3.7	3.4	3.0	3.0
30.0							3.6	3.4	3.4	3.1	2.8	2.3	2.3
32.0								2.9	2.8	2.5	2.2	1.8	1.8
34.0								2.4	2.4	2.0	1.8	1.3	1.3
36.0									2.0	1.6	1.3	0.9	0.9
38.0									1.6	1.3	1.0		
40.0									1.3	0.9			

* Nach hinten / * Over rear / * A l'arrière / * Sobre la parte trasera

** Mit Zusatzhubausrüstung / ** With additional lifting equipment / ** Avec équipement supplémentaire / ** Con equipo adicional

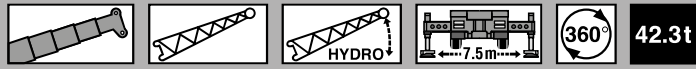


→ m	12.8 m*	12.8 m	17.1 m	21.4 m	25.8 m	30.1 m	34.4 m	38.7 m	43.0 m	47.4 m	51.7 m	56.0 m	60.0 m
2.7	120.0**												
3.0	106.9**	101.6**	90.0	90.0									
3.5	96.1	91.8	90.0	90.0	70.0								
4.0	86.7	82.4	82.2	81.7	70.0								
4.5	79.0	74.3	74.5	73.6	70.0	54.3							
5.0	73.4	67.4	67.8	67.6	61.2	51.3	44.0						
6.0	57.5	56.4	56.5	51.9	49.1	44.9	40.7	32.8					
7.0	41.6	41.6	42.2	40.9	39.1	38.1	34.8	31.7	27.1				
8.0	32.0	32.0	32.6	32.7	33.8	31.5	28.8	26.4	25.1	21.4			
9.0	25.7	25.7	27.6	28.5	28.4	26.6	24.4	24.1	22.2	20.7	16.6		
10.0	21.2	21.2	22.9	23.8	23.9	22.8	21.9	20.9	19.2	18.6	16.6	13.2	
11.0			19.4	20.2	20.3	19.9	19.8	18.3	17.9	16.7	15.5	13.2	10.6
12.0			16.4	17.3	17.5	17.2	17.5	16.2	16.0	15.7	14.3	13.2	10.6
14.0			12.1	13.0	13.9	12.8	14.0	13.2	13.5	12.7	11.9	11.0	10.6
16.0				10.1	10.8	10.9	11.2	11.0	11.0	10.4	9.8	8.9	8.7
18.0				8.0	8.7	8.8	9.0	8.8	8.8	8.4	8.1	7.4	7.2
20.0					7.1	7.2	7.3	7.2	7.2	6.8	6.5	6.0	5.9
22.0					5.8	5.9	6.1	5.9	5.9	5.5	5.2	4.8	4.8
24.0						4.9	5.0	4.9	4.9	4.5	4.2	3.7	3.8
26.0						4.1	4.2	4.1	4.0	3.7	3.4	2.9	2.9
28.0							3.5	3.4	3.3	3.0	2.7	2.2	2.2
30.0							3.0	2.8	2.7	2.4	2.1	1.6	1.6
32.0								2.3	2.2	1.9	1.6	1.2	1.2
34.0								1.9	1.8	1.5	1.2		
36.0									1.4	1.1			
38.0									1.1				

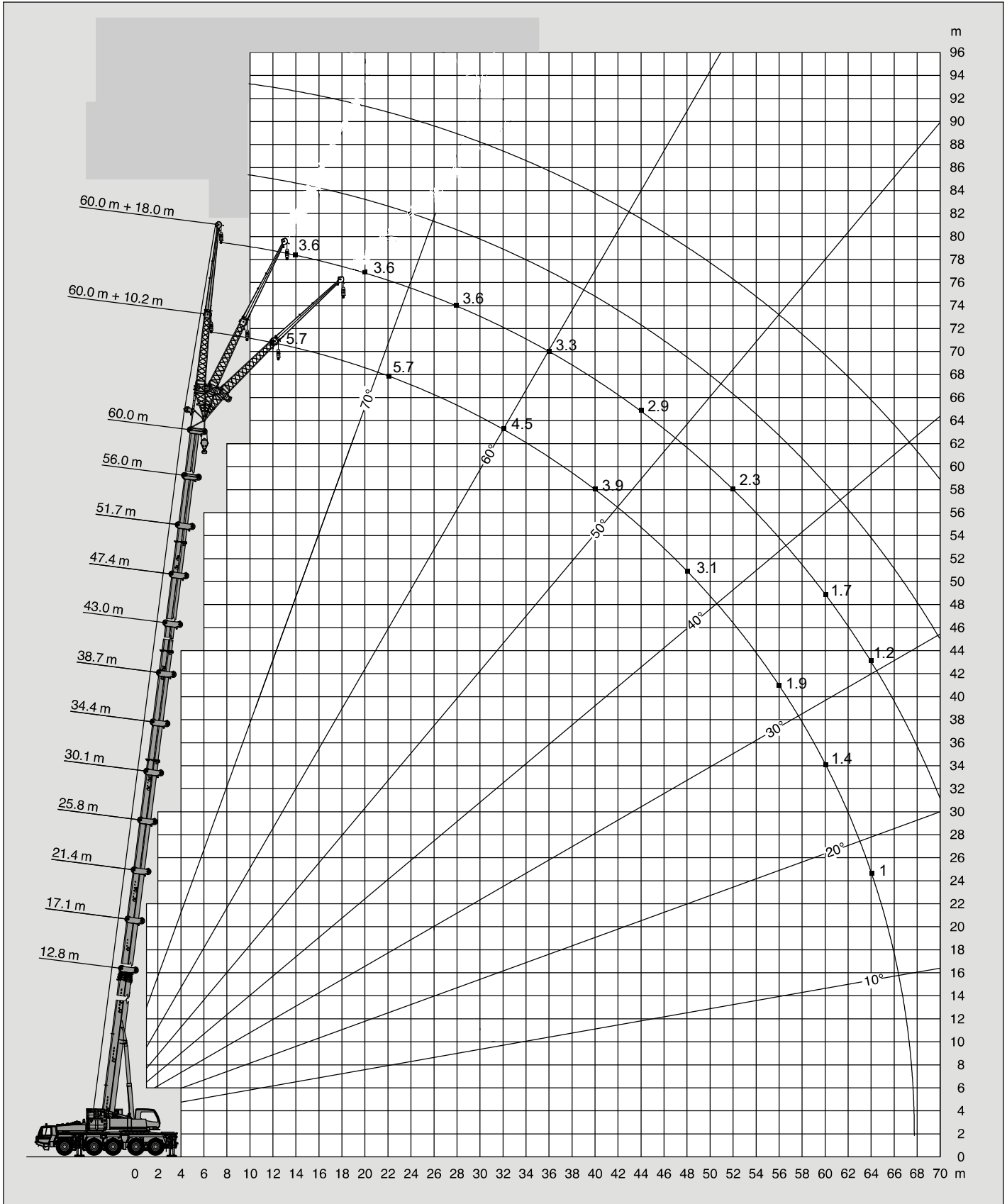
* Nach hinten / * Over rear / * A l'arrière / * Sobre la parte trasera

** Mit Zusatzhubausrüstung / ** With additional lifting equipment / ** Avec équipement supplémentaire / ** Con equipo adicional

Hubhöhen
Lifting heights
Hauteurs de levage
Alturas de elevación



DIN/ISO/EN





m	43.0 m + 10.2 m			43.0 m + 18.0 m		
	0°	20°	40°	0°	20°	40°
8.0	10.6					
9.0	10.6					
10.0	10.6			5.5		
11.0	10.6			5.5		
12.0	10.6	10.1		5.5		
14.0	10.6	9.4	8.2	5.5		
16.0	10.5	8.9	7.7	5.5	4.1	
18.0	9.9	8.3	7.4	5.4	3.9	
20.0	9.3	7.9	7.1	5.2	3.7	3.0
22.0	8.8	7.5	6.8	4.9	3.6	2.9
24.0	8.3	7.2	6.5	4.7	3.4	2.8
26.0	7.9	6.9	6.3	4.5	3.3	2.7
28.0	7.5	6.6	6.1	4.3	3.2	2.7
30.0	7.2	6.4	5.9	4.1	3.1	2.6
32.0	6.9	6.2	5.7	3.9	3.0	2.6
34.0	6.7	6.0	5.6	3.8	2.9	2.5
36.0	6.1	5.8	5.5	3.6	2.8	2.5
38.0	5.4	5.7	5.3	3.5	2.7	2.4
40.0	4.8	5.1	5.3	3.4	2.7	2.4
44.0	3.8	4.0		3.2	2.6	2.4
48.0	3.0	3.1		3.0	2.5	2.4
52.0				2.8	2.5	
56.0				2.2		
60.0						
64.0						
68.0						

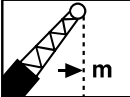


m	56.0 m + 10.2 m			56.0 m + 18.0 m		
	0°	20°	40°	0°	20°	40°
12.0	6.4					
14.0	6.4			3.9		
16.0	6.4	6.4		3.9		
18.0	6.4	6.1	5.7	3.9		
20.0	6.4	5.8	5.4	3.9	3.5	
22.0	6.2	5.5	5.2	3.9	3.4	
24.0	5.9	5.3	5.0	3.9	3.3	2.7
26.0	5.6	5.1	4.8	3.9	3.2	2.6
28.0	5.4	4.9	4.6	3.9	3.0	2.5
30.0	5.2	4.7	4.5	3.9	3.0	2.5
32.0	4.9	4.6	4.3	3.8	2.9	2.4
34.0	4.7	4.4	4.2	3.7	2.8	2.4
36.0	4.6	4.3	4.1	3.6	2.7	2.3
38.0	4.4	4.1	4.0	3.4	2.6	2.3
40.0	4.2	4.0	3.9	3.3	2.6	2.3
44.0	3.8	3.8	3.7	3.1	2.5	2.2
48.0	3.3	3.5	3.5	3.0	2.4	2.1
52.0	2.6	2.8		2.8	2.3	2.1
56.0	2.0	2.2		2.3	2.3	2.1
60.0	1.5	1.6		1.8	2.0	
64.0				1.3	1.5	
68.0				0.9	1.0	
72.0						

Tragfähigkeiten
Lifting capacities
Capacités de levage
Capacidades de elevación

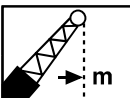


DIN/ISO/EN

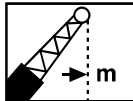
 m	60.0 m + 10.2 m			60.0 m + 18.0 m		
	0°	20°	40°	0°	20°	40°
12.0	5.7					
14.0	5.7			3.6		
16.0	5.7	5.7		3.6		
18.0	5.7	5.6		3.6		
20.0	5.7	5.4	5.0	3.6		
22.0	5.7	5.1	4.8	3.6	3.3	
24.0	5.4	4.9	4.6	3.6	3.2	
26.0	5.2	4.7	4.5	3.6	3.1	2.6
28.0	5.0	4.5	4.3	3.6	3.0	2.5
30.0	4.7	4.4	4.2	3.6	2.9	2.4
32.0	4.5	4.2	4.0	3.6	2.8	2.4
34.0	4.4	4.1	3.9	3.4	2.7	2.3
36.0	4.2	4.0	3.8	3.3	2.7	2.3
38.0	4.0	3.8	3.7	3.2	2.6	2.2
40.0	3.9	3.7	3.6	3.1	2.6	2.2
44.0	3.6	3.4	3.3	2.9	2.4	2.1
48.0	3.1	3.0	3.0	2.6	2.3	2.1
52.0	2.5	2.7	2.7	2.3	2.2	2.1
56.0	1.9	2.2		2.1	2.0	2.0
60.0	1.4	1.6		1.7	1.8	1.8
64.0	1.0	1.1		1.2	1.5	
68.0					1.0	
72.0						



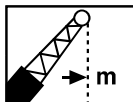
DIN/ISO/EN

 m	43.0 m + 10.2 m			43.0 m + 18.0 m		
	0°	20°	40°	0°	20°	40°
8.0	10.6					
9.0	10.6					
10.0	10.6			5.5		
11.0	10.6			5.5		
12.0	10.6	10.1		5.5		
14.0	10.6	9.4	8.2	5.5		
16.0	10.5	8.9	7.7	5.5	4.1	
18.0	9.9	8.3	7.4	5.4	3.9	
20.0	9.3	7.9	7.1	5.2	3.7	3.0
22.0	8.8	7.5	6.8	4.9	3.6	2.9
24.0	8.3	7.2	6.5	4.7	3.4	2.8
26.0	7.9	6.9	6.3	4.5	3.3	2.7
28.0	7.5	6.6	6.1	4.3	3.2	2.7
30.0	6.6	6.4	5.9	4.1	3.1	2.6
32.0	5.7	6.2	5.7	3.9	3.0	2.6
34.0	4.9	5.3	5.6	3.8	2.9	2.5
36.0	4.3	4.6	4.9	3.6	2.8	2.5
38.0	3.7	4.0	4.2	3.5	2.7	2.4
40.0	3.2	3.4	3.6	3.4	2.7	2.4
44.0	2.3	2.5		2.8	2.6	2.4
48.0	1.6	1.7		2.1	2.5	2.4
52.0				1.5	1.8	
56.0				1.0		
60.0						
64.0						

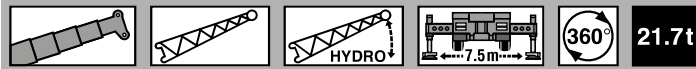


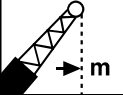
	56.0 m + 10.2 m			56.0 m + 18.0 m		
	0°	20°	40°	0°	20°	40°
12.0	6.4					
14.0	6.4			3.9		
16.0	6.4	6.4		3.9		
18.0	6.4	6.1	5.7	3.9		
20.0	6.4	5.8	5.4	3.9	3.5	
22.0	6.2	5.5	5.2	3.9	3.4	
24.0	5.9	5.3	5.0	3.9	3.3	2.7
26.0	5.6	5.1	4.8	3.9	3.2	2.6
28.0	5.4	4.9	4.6	3.9	3.0	2.5
30.0	5.2	4.7	4.5	3.9	3.0	2.5
32.0	4.9	4.6	4.3	3.8	2.9	2.4
34.0	4.7	4.4	4.2	3.7	2.8	2.4
36.0	4.6	4.3	4.1	3.6	2.7	2.3
38.0	4.0	4.1	4.0	3.4	2.6	2.3
40.0	3.5	4.0	3.9	3.3	2.6	2.3
44.0	2.6	3.0	3.2	3.0	2.5	2.2
48.0	1.9	2.2	2.4	2.3	2.4	2.1
52.0	1.3	1.6		1.7	2.0	2.1
56.0		1.0		1.2	1.5	1.6
60.0					1.0	
64.0						
68.0						



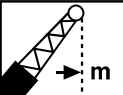
	60.0 m + 10.2 m			60.0 m + 18.0 m		
	0°	20°	40°	0°	20°	40°
12.0	5.7					
14.0	5.7			3.6		
16.0	5.7	5.7		3.6		
18.0	5.7	5.6		3.6		
20.0	5.7	5.4	5.0	3.6		
22.0	5.7	5.1	4.8	3.6	3.3	
24.0	5.4	4.9	4.6	3.6	3.2	
26.0	5.2	4.7	4.5	3.6	3.1	2.6
28.0	5.0	4.5	4.3	3.6	3.0	2.5
30.0	4.7	4.4	4.2	3.6	2.9	2.4
32.0	4.5	4.2	4.0	3.6	2.8	2.4
34.0	4.4	4.1	3.9	3.4	2.7	2.3
36.0	4.2	4.0	3.8	3.3	2.7	2.3
38.0	4.0	3.8	3.7	3.2	2.6	2.2
40.0	3.5	3.7	3.6	3.1	2.6	2.2
44.0	2.6	3.0	3.2	2.9	2.4	2.1
48.0	1.8	2.2	2.4	2.2	2.3	2.1
52.0	1.2	1.6	1.7	1.6	2.0	2.1
56.0		1.0		1.1	1.4	1.6
60.0					0.9	1.1
64.0						
68.0						

Tragfähigkeiten
Lifting capacities
Capacités de levage
Capacidades de elevación


DIN/ISO/EN

 m	43.0 m + 10.2 m			43.0 m + 18.0 m		
	0°	20°	40°	0°	20°	40°
8.0	10.6					
9.0	10.6					
10.0	10.6			5.5		
11.0	10.6			5.5		
12.0	10.6	10.1		5.5		
14.0	10.6	9.4	8.2	5.5		
16.0	10.5	8.9	7.7	5.5	4.1	
18.0	9.9	8.3	7.4	5.4	3.9	
20.0	9.3	7.9	7.1	5.2	3.7	3.0
22.0	8.8	7.5	6.8	4.9	3.6	2.9
24.0	7.5	7.2	6.5	4.7	3.4	2.8
26.0	6.3	6.9	6.3	4.5	3.3	2.7
28.0	5.3	5.8	6.1	4.3	3.2	2.7
30.0	4.4	4.9	5.3	4.1	3.1	2.6
32.0	3.7	4.1	4.5	3.9	3.0	2.6
34.0	3.1	3.5	3.7	3.7	2.9	2.5
36.0	2.5	2.9	3.1	3.1	2.8	2.5
38.0	2.0	2.3	2.5	2.6	2.7	2.4
40.0	1.6	1.9	2.0	2.2	2.7	2.4
44.0	0.9	1.1		1.4	1.9	2.2
48.0					1.2	1.4
52.0						
56.0						


DIN/ISO/EN

 m	56.0 m + 10.2 m			56.0 m + 18.0 m		
	0°	20°	40°	0°	20°	40°
12.0	6.4					
14.0	6.4			3.9		
16.0	6.4	6.4		3.9		
18.0	6.4	6.1	5.7	3.9		
20.0	6.4	5.8	5.4	3.9	3.5	
22.0	6.2	5.5	5.2	3.9	3.4	
24.0	5.9	5.3	5.0	3.9	3.3	2.7
26.0	5.6	5.1	4.8	3.9	3.2	2.6
28.0	5.4	4.9	4.6	3.9	3.0	2.5
30.0	4.8	4.7	4.5	3.9	3.0	2.5
32.0	4.1	4.6	4.3	3.8	2.9	2.4
34.0	3.4	4.0	4.2	3.7	2.8	2.4
36.0	2.9	3.4	3.7	3.3	2.7	2.3
38.0	2.4	2.9	3.2	2.8	2.6	2.3
40.0	2.0	2.4	2.6	2.4	2.6	2.3
44.0	1.2	1.6	1.8	1.6	2.1	2.2
48.0		1.0	1.1	1.0	1.4	1.8
52.0					0.9	1.1
56.0						
60.0						



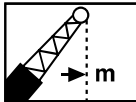
m	60.0 m + 10.2 m			60.0 m + 18.0 m		
	0°	20°	40°	0°	20°	40°
12.0	5.7					
14.0	5.7			3.6		
16.0	5.7	5.7		3.6		
18.0	5.7	5.6		3.6		
20.0	5.7	5.4	5.0	3.6		
22.0	5.7	5.1	4.8	3.6	3.3	
24.0	5.4	4.9	4.6	3.6	3.2	
26.0	5.2	4.7	4.5	3.6	3.1	2.6
28.0	5.0	4.5	4.3	3.6	3.0	2.5
30.0	4.7	4.4	4.2	3.6	2.9	2.4
32.0	4.0	4.2	4.0	3.6	2.8	2.4
34.0	3.4	4.0	3.9	3.4	2.7	2.3
36.0	2.8	3.4	3.7	3.2	2.7	2.3
38.0	2.3	2.9	3.1	2.7	2.6	2.2
40.0	1.9	2.4	2.6	2.3	2.6	2.2
44.0	1.2	1.6	1.8	1.5	2.1	2.1
48.0		0.9	1.1	0.9	1.4	1.7
52.0						1.1
56.0						
60.0						



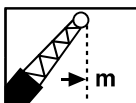
m	43.0 m + 10.2 m			43.0 m + 18.0 m		
	0°	20°	40°	0°	20°	40°
8.0	10.6					
9.0	10.6					
10.0	10.6			5.5		
11.0	10.6			5.5		
12.0	10.6	10.1		5.5		
14.0	10.6	9.4	8.2	5.5		
16.0	10.5	8.9	7.7	5.5	4.1	
18.0	9.3	8.3	7.4	5.4	3.9	
20.0	7.7	7.9	7.1	5.2	3.7	3.0
22.0	6.2	7.0	6.8	4.9	3.6	2.9
24.0	5.0	5.7	6.3	4.7	3.4	2.8
26.0	4.0	4.7	5.2	4.5	3.3	2.7
28.0	3.2	3.8	4.2	3.9	3.2	2.7
30.0	2.5	3.0	3.4	3.2	3.1	2.6
32.0	1.9	2.4	2.7	2.6	3.0	2.6
34.0	1.4	1.8	2.1	2.0	2.8	2.5
36.0	1.0	1.3	1.6	1.6	2.3	2.5
38.0		0.9	1.1	1.2	1.8	2.3
40.0					1.4	1.8
44.0						1.0
48.0						
52.0						

Tragfähigkeiten
Lifting capacities
Capacités de levage
Capacidades de elevación



	56.0 m + 10.2 m			56.0 m + 18.0 m		
	0°	20°	40°	0°	20°	40°
12.0	6.4					
14.0	6.4			3.9		
16.0	6.4	6.4		3.9		
18.0	6.4	6.1	5.7	3.9		
20.0	6.4	5.8	5.4	3.9	3.5	
22.0	6.2	5.5	5.2	3.9	3.4	
24.0	5.4	5.3	5.0	3.9	3.3	2.7
26.0	4.4	5.1	4.8	3.9	3.2	2.6
28.0	3.6	4.4	4.6	3.9	3.0	2.5
30.0	2.9	3.6	4.0	3.4	3.0	2.5
32.0	2.3	3.0	3.3	2.8	2.9	2.4
34.0	1.8	2.4	2.7	2.2	2.8	2.4
36.0	1.3	1.9	2.2	1.8	2.5	2.3
38.0	0.9	1.4	1.7	1.4	2.0	2.3
40.0		1.1	1.3	1.0	1.6	2.1
44.0					0.9	1.3
48.0						



	60.0 m + 10.2 m			60.0 m + 18.0 m		
	0°	20°	40°	0°	20°	40°
12.0	5.7					
14.0	5.7			3.6		
16.0	5.7	5.7		3.6		
18.0	5.7	5.6		3.6		
20.0	5.7	5.4	5.0	3.6		
22.0	5.7	5.1	4.8	3.6	3.3	
24.0	5.2	4.9	4.6	3.6	3.2	
26.0	4.4	4.7	4.5	3.6	3.1	2.6
28.0	3.6	4.3	4.3	3.6	3.0	2.5
30.0	2.8	3.6	4.0	3.3	2.9	2.4
32.0	2.3	2.9	3.3	2.7	2.8	2.4
34.0	1.7	2.4	2.7	2.2	2.7	2.3
36.0	1.3	1.8	2.2	1.7	2.4	2.3
38.0	0.9	1.4	1.7	1.3	2.0	2.2
40.0		1.0	1.3		1.6	2.0
44.0						1.3
48.0						